

# Energy performance certificate (EPC)

|   |                           |   |
|---|---------------------------|---|
| 24 Rowan Close<br>Paddock Wood<br>TONBRIDGE<br>TN12 6AZ | Energy rating<br><b>B</b> | Valid until: <b>23 November 2032</b>                |
|   |                           | Certificate number: <b>2647-3904-6309-1842-7200</b> |

|                         |                   |
|-------------------------|-------------------|
| <b>Property type</b>    | Detached house    |
| <b>Total floor area</b> | 130 square metres |

## Rules on letting this property

Properties can be let if they have an energy rating from A to E.

You can read [guidance for landlords on the regulations and exemptions \(https://www.gov.uk/guidance/domestic-private-rented-property-minimum-energy-efficiency-standard-landlord-guidance\)](https://www.gov.uk/guidance/domestic-private-rented-property-minimum-energy-efficiency-standard-landlord-guidance).

## Energy rating and score

This property's current energy rating is B. It has the potential to be A.

[See how to improve this property's energy efficiency.](#)

| Score | Energy rating | Current     | Potential   |
|-------|---------------|-------------|-------------|
| 92+   | <b>A</b>      |             | <b>93 A</b> |
| 81-91 | <b>B</b>      | <b>84 B</b> |             |
| 69-80 | <b>C</b>      |             |             |
| 55-68 | <b>D</b>      |             |             |
| 39-54 | <b>E</b>      |             |             |
| 21-38 | <b>F</b>      |             |             |
| 1-20  | <b>G</b>      |             |             |

The graph shows this property's current and potential energy rating.

Properties get a rating from A (best) to G (worst) and a score. The better the rating and score, the lower your energy bills are likely to be.

For properties in England and Wales:

- the average energy rating is D
- the average energy score is 60

## Breakdown of property's energy performance

## Features in this property

Features get a rating from very good to very poor, based on how energy efficient they are. Ratings are not based on how well features work or their condition.

Assumed ratings are based on the property's age and type. They are used for features the assessor could not inspect.

| Feature              | Description   | Rating    |
|----------------------|---|-----------|
| Walls                | Average thermal transmittance 0.16 W/m <sup>2</sup> K             | Very good |
| Roof                 | Average thermal transmittance 0.12 W/m <sup>2</sup> K             | Very good |
| Floor                | Average thermal transmittance 0.07 W/m <sup>2</sup> K             | Very good |
| Windows              | High performance glazing  | Very good |
| Main heating         | Boiler and underfloor heating, mains gas                          | Good      |
| Main heating         | Boiler and underfloor heating, mains gas                          | Good      |
| Main heating control | Time and temperature zone control                                 | Very good |
| Hot water            | From main system  | Good      |
| Lighting             | Low energy lighting in all fixed outlets                          | Very good |
| Air tightness        | Air permeability 4.1 m <sup>3</sup> /h.m <sup>2</sup> (as tested) | Good      |
| Secondary heating    | None  | N/A       |

## Primary energy use

The primary energy use for this property per year is 81 kilowatt hours per square metre (kWh/m<sup>2</sup>).

► [About primary energy use](#)

### How this affects your energy bills

An average household would need to spend **£484 per year on heating, hot water and lighting** in this property. These costs usually make up the majority of your energy bills.

You could **save £32 per year** if you complete the suggested steps for improving this property's energy rating.

This is **based on average costs in 2022** when this EPC was created. People living at the property may use different amounts of energy for heating, hot water and lighting.

## Heating this property

Estimated energy needed in this property is:

- 4,045 kWh per year for heating
- 2,209 kWh per year for hot water

### Impact on the environment

This property's current environmental impact rating is B. It has the potential to be A.

Properties get a rating from A (best) to G (worst) on how much carbon dioxide (CO<sub>2</sub>) they produce each year.

## Carbon emissions

|   |                               |
|---|-------------------------------|
| <b>An average household produces</b>        | 6 tonnes of CO <sub>2</sub>   |
| <b>This property produces</b>               | 1.8 tonnes of CO <sub>2</sub> |
| <b>This property's potential production</b> | 0.6 tonnes of CO <sub>2</sub> |

You could improve this property's CO<sub>2</sub> emissions by making the suggested changes. This will help to protect the environment.

These ratings are based on assumptions about average occupancy and energy use. People living at the property may use different amounts of energy.

## Changes you could make

► [Do I need to follow these steps in order?](#)

---

### Step 1: Solar water heating

Typical installation cost £4,000 - £6,000

Typical yearly saving £32

Potential rating after completing step 1 **85 B**

---

### Step 2: Solar photovoltaic panels, 2.5 kWp

Typical installation cost £3,500 - £5,500

Typical yearly saving £387

Potential rating after completing steps 1 and 2 **93 A**

---

## Help paying for energy improvements

You might be able to get a grant from the [Boiler Upgrade Scheme \(https://www.gov.uk/apply-boiler-upgrade-scheme\)](https://www.gov.uk/apply-boiler-upgrade-scheme). This will help you buy a more efficient, low carbon heating system for this property.


## More ways to save energy

[Find ways to save energy in your home.](#)

### Who to contact about this certificate


## Contacting the assessor

If you're unhappy about your property's energy assessment or certificate, you can complain to the assessor who created it.

|                 |   |
|-----------------|---|
| Assessor's name | Harry Davey   |
| Telephone       | 01892315466  |
| Email           | <a href="mailto:sales@energy-test.co.uk">sales@energy-test.co.uk</a>                            |

## Contacting the accreditation scheme


If you're still unhappy after contacting the assessor, you should contact the assessor's accreditation scheme.

|                      |  |
|----------------------|--|
| Accreditation scheme | Elmhurst Energy Systems Ltd  |
| Assessor's ID        | EES/020345   |
| Telephone            | 01455 883 250  |
| Email                | <a href="mailto:enquiries@elmhurstenergy.co.uk">enquiries@elmhurstenergy.co.uk</a>                 |

## About this assessment

|                        |                       |
|------------------------|-----------------------|
| Assessor's declaration | No related party      |
| Date of assessment     | 24 November 2022      |
| Date of certificate    | 24 November 2022      |
| Type of assessment     | ▶ <a href="#">SAP</a> |

### Other certificates for this property

If you are aware of previous certificates for this property and they are not listed here, please contact us at [dluhc.digital-services@levellingup.gov.uk](mailto:dluhc.digital-services@levellingup.gov.uk) or call our helpdesk on 020 3829 0748  (Monday to Friday, 9am to 5pm).

There are no related certificates for this property.

[Help \(/help\)](#) [Accessibility \(/accessibility-statement\)](#) [Cookies \(/cookies\)](#)

[Give feedback \(https://forms.office.com/e/hUnC3Xq1T4\)](https://forms.office.com/e/hUnC3Xq1T4) [Service performance \(/service-performance\)](#)

### OGL

All content is available under the [Open Government Licence v3.0 \(https://www.nationalarchives.gov.uk/doc/open-government-licence/version/3/\)](https://www.nationalarchives.gov.uk/doc/open-government-licence/version/3/), except where otherwise stated



[ht \(https://www.nationalarchives.gov.uk/information-management/re-using-public-sector-information/uk-government-licensing-framework/\)](https://www.nationalarchives.gov.uk/information-management/re-using-public-sector-information/uk-government-licensing-framework/)